

Making Medals at The Royal Mint

Colour me in!

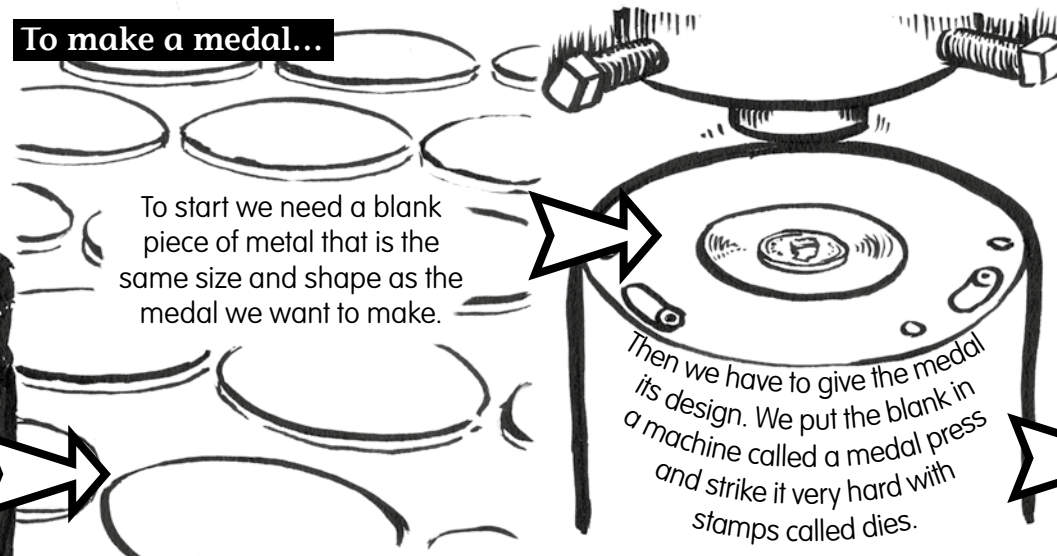
The Royal Mint has been making military medals for 200 years. Every person who receives one of these medals has done something special to deserve it. Find out how the Royal Mint makes medals today...

To make a medal...




A military medal is a special award that has to be earned.

To start we need a blank piece of metal that is the same size and shape as the medal we want to make.

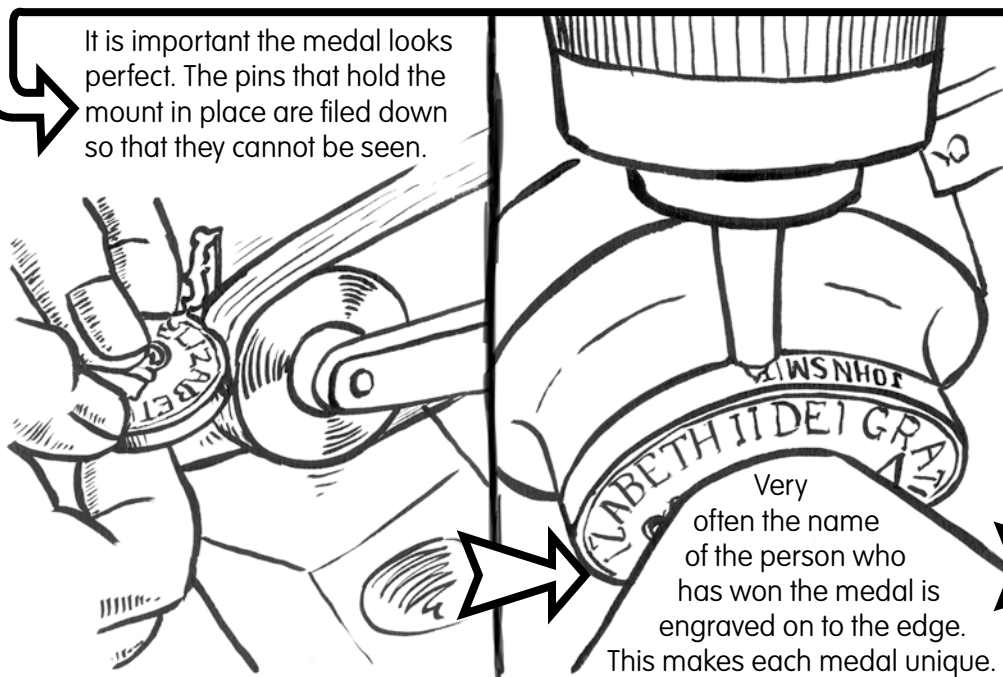


Then we have to give the medal its design. We put the blank in a machine called a medal press and strike it very hard with stamps called dies.



Now we have our medal, but how will it be worn? We need to give it a mount.

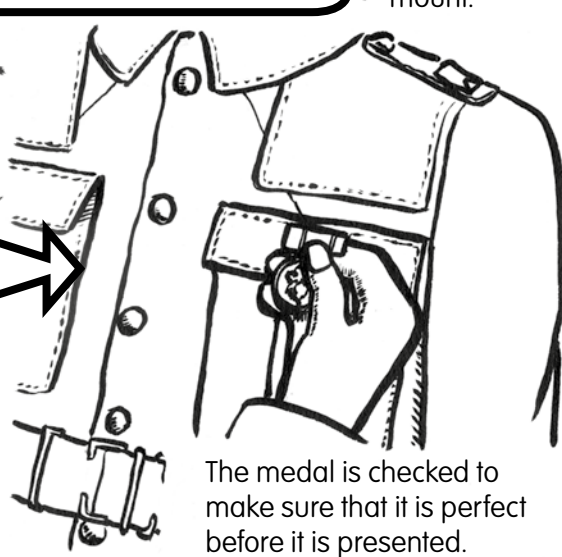
It is important the medal looks perfect. The pins that hold the mount in place are filed down so that they cannot be seen.



Very often the name of the person who has won the medal is engraved on to the edge. This makes each medal unique.



Finally the ribbon is sewn on by hand.



The medal is checked to make sure that it is perfect before it is presented.

Challenge! How many medals can you spot in the exhibition?